



NJ REENTRY CORPORATION®

2025 ANNUAL REPORT

Reducing Recidivism, Restoring Lives



December 2025



The U.S. Department of Justice’s Bureau of Justice Assistance funds Second Chance Act programs that support evidence-based reentry and community reintegration nationwide (see DOJ/BJA Second Chance Act Programs Overview: bja.ojp.gov/program/sca-programs/overview; FY24 Community-based Reentry Program: bja.ojp.gov/funding/opportunities/o-bja-2024-172024).

The New Jersey Reentry Corporation’s comprehensive reentry model, including workforce development, legal linkages, housing support, and behavioral health services, exemplifies the type of coordinated, evidence-informed approach promoted by DOJ/BJA (see NJRC About page: njreentry.org/about).

“Since its founding in 2014, the New Jersey Reentry Corporation has pursued a mission to remove employment barriers for individuals returning from incarceration, addiction treatment, and combat... NJRC provides comprehensive wraparound services, including individualized assessments, mental health referrals, legal assistance, and job training with industry-recognized credentials.”

- NJBiz, Recongiiing NJRC as Nonprofit Business of the Year, 100+ Employees

TABLE OF CONTENTS

| | |
|---|-----------|
| Message from the Executive Director | 2 |
| New Jersey Reentry Corporation (NJRC) Program Data | 6 |
| Veterans Services | 7 |
| NJRC Women’s Services | 8 |
| NJRC Medical Services | 9 |
| NJRC Legal Services | 10 |
| Reentry Training and Employment | 11 |
| Summer Training Institute | 12 |
| Recidivism Trend Analysis | 13 |
| Key Benchmarks and Positioning | 14 |
| Comparative Findings | 15 |
| Figures | 16 |
| Methodology, Limitations, and Acknowledgments | 21 |
| Sources | 22 |
| Appendixes | 23 |
| Summary | 32 |
| Board of Directors | 33 |



Message from the Executive Director

Board of Directors

Governor Brendan Byrne
(in memoriam)
Governor Thomas Kean
Governor James Florio
(in memoriam)
Governor James McGreevey
Governor Jon Corzine
Governor Chris Christie
Tonio Burgos
Thomas Calcagni, Esq.
Father Edwin Chinery
Joseph Hayden, Esq.
Francine LeFrak
Lawrence Lustberg, Esq.
Leslie K. Franks McRae
Wendy Neu
Chief Justice Deborah Poritz
Reverend Al Sharpton
Cardinal Joseph Tobin

Corporate Office

591 Summit Avenue
Suite 605B
Jersey City, NJ 07306
551.256.9717

Reentry Sites

Bergen
Essex
Hudson
Middlesex
Monmouth
Morris
Ocean
Passaic
Sussex
Union
Virtual

Dear Fellow New Jerseyans,

For over a decade, the New Jersey Reentry Corporation (NJRC) has provided wraparound social, legal, healthcare, and employment services to 31,651 program participants, persons reentering society from county jails, state prisons, addiction treatment, and the theater of war. Successful Reentry is not incidental, but the result of coordinated, evidence-based intervention delivered with discipline and continuity.

Individuals returning from incarceration often face numerous, co-occurring obstacles, including unemployment, untreated substance use and mental-health disorders, housing instability, and fractured family relationships. NJRC exists to meet these challenges at the moment of Reentry with accountability, opportunity, and structure.

Our 2025 Annual Report documents NJRC's sequential Reentry model, consistent with national best practices. Program participants are offered comprehensive Reentry support, including enrollment in local, state, and federal benefits; addiction treatment and recovery supports; trauma-informed mental and medical healthcare; legal and identification assistance; workforce training and credentialing; employment placement; and housing navigation.

The Annual Report further examines the role of training and employment services as a core component of NJRC's reentry model and their relationship to long-term stability and reduced recidivism. Together, these materials are intended to provide a clear and complete account of the services that support NJRC's outcomes.

This report shares NJRC's most recent recidivism analysis: 14.01% of 11,795 program participants who completed NJRC programming from June 2014 through October 2022 were reincarcerated following a new arrest and conviction. Our recidivism analysis was conducted in partnership with the New Jersey State Police and verified through New Jersey Department of Corrections data.

NJRC's recidivism outcome is lower than established state and national benchmarks. New Jersey's statewide three-year reincarceration rate is 22%, including 25% for individuals released under parole supervision and 33% for individuals who complete their sentences by "maxing out" without supervision (NJDOC Release

Outcome Reports). The national three-year recidivism rate is 27% (Council of State Governments Justice Center). By comparison, NJRC's 14.01% reincarceration rate reflects reincarceration following a new arrest, new conviction, and subsequent incarceration, excluding technical violations. This result is the outcome of NJRC's comprehensive, service-intensive Reentry model delivered sequentially, rigorously, and sustained over a three-year (minimum) to eleven-year longitudinal observation period.

Participants from NJRC's earliest cohorts have now been observed for more than a decade, demonstrating that these outcomes are sustained. The data confirm that community-based, service-driven Reentry reduces recidivism more effectively than supervision alone.

NJRC's work is made possible by our dedicated staff committed to data, accountability, and human dignity, as well as by our partnerships with Governor Murphy and the New Jersey Legislature, the New Jersey Department of Corrections, the New Jersey State Police, the Judiciary, community-based providers, and philanthropic partners. This Annual Report reflects that shared commitment and documents the services, partnerships, and outcomes that guide NJRC's work.

Sincerely,

A handwritten signature in blue ink that reads "James E. McGreevey" with a large, sweeping flourish extending to the right.

Jim McGreevey
Executive Director
New Jersey Reentry Corporation

New Jersey Reentry Corporation (NJRC)

Program Data



NJRC is committed to providing critically needed services to court-involved individuals. Case management and legal services link clients to addiction treatment, structured sober housing, job training and employment, mental health and medical care; thereby, assisting clients to achieve healthy self-sufficiency, reducing recidivism, and fostering safer communities.

10 Locations

- Bergen County • Essex County
- Hudson County • Middlesex County
- Monmouth County • Ocean County
- Passaic County • Union County

31,651 NJRC Program Participants

14,246 NJRC Jobs Secured *

1,742 NJRC Veterans Served

Sources: Salesforce, CDC; NJCares 2020
* Individuals may have more than single employer.

NJRC Stats - Salesforce



14.01%
Recidivism
(confirmed by NJ State Police)



10%
Reincarceration
(reflecting participants to date)



63.59%
Employment
(adjusted seasonally)



6,440
The Women's Project
Enrollment



24,339
Medicaid Enrollment



13,012
Addiction
Treatment Referrals



12,964
Medical
Treatment



9,310
Psychiatric Treatment Facilities
Behavioral/Mental Health



6,754
Medication
Assisted Treatment



6,689
Birth Certificates
Obtained



6,034
MVC Identification
Drivers Licenses



73
Pro Bono
Attorneys



2,680
Emergency Kits
Delivered in Prison



2,365
Training



5,935
Participants Enrolled
During PHE



17
Latin American Nations
Documents



NJRC VETERANS SERVICES

Assisting Justice-Involved Veterans to Rebuild Their Lives

CORE VETERANS REENTRY SERVICES



COMPREHENSIVE CASE MANAGEMENT

- Individualized veteran service planning
- Ongoing case management from intake through discharge
- Coordination with courts, parole, treatment providers, and veteran service systems.



HEALTHCARE & BEHAVIORAL HEALTH

- Linkage to medical care and prescription coverage
- Behavioral health services addressing PTSD, anxiety, depression, & trauma
- Addiction detox & treatment referrals
- Referrals to VA medical centers and behavioral health clinics



HOUSING SUPPORT

- Veterans' emergency and at-risk housing assistance.
- Structured sober housing referrals
- Housing rental assistance

BENEFITS ASSISTANCE

- Medicaid enrollment support
- SNAP and General Assistance enrollment
- Coordination of state and federal veteran benefits
- Assistance accessing eligible public benefits



LEGAL & ADMINISTRATIVE SUPPORT

- Assistance with identification and driver's license applications
- Support obtaining DD214 documentation

EMPLOYMENT & TRAINING

- Employment training and placement
- Industry-recognized credentialing at NJRC Reentry Training Center

TRANSPORTATION SUPPORT



Bus tickets and transportation assistance



Community Outreach & Veteran Engagement

COMMUNITY OUTREACH & VETERAN ENAGEMENT



Veteran outreach events and service link-up days



Veteran engagement through NJRC community programming

IMPACT & OUTCOMES



1,771

Veterans Enrolled



1,040

Connected to Medical Services



854

Connected to Mental Health Services



1,050

Received Housing Assistance



1,022

Assisted in obtaining DD-214

NJRC Veterans Outreach Center

762A Roosevelt Avenue
Carteret, New Jersey 07008

201.252.7641

smcgreevey@njreentry.org

NJRC WOMEN'S SERVICES

Helping Court-Involved Women Rebuild Their Lives

MEDICAL LEADERSHIP

Dr. Gloria Bachmann, MD

Medical Director, NJRC Women's Services

Professor of Obstetrics & Gynecology and Medicine

Associate Dean for Women's Health

Co-Director, Women's Health Institute (WHI)

Medical Director, New Jersey Commission on Women's Reentry

Rutgers Robert Wood Johnson Medical School



CORE WOMEN'S HEALTH & REENTRY SERVICES

OB-GYN & WOMEN'S MEDICAL CARE

Comprehensive OB-GYN services

Preventive women's health screenings

Chronic condition management

Trauma-informed clinical care



MEDICAL & WELLNESS CARE

Women's wellness screening at the LeFrak Wellness Center

Medication-Assisted Treatment (MAT)

Integrated addiction & medical services



EDNA MAHAN PRISON VISITATION & SUPPORT

On-site women's healthcare counseling

Reentry planning & care coordination

Continuity of care during incarceration & transition home

TRAUMA-INFORMED & BASIC NEEDS SUPPORT

Menstrual Health Education & Hygiene

Educational workshops

Hygiene products distribution

SUPPORT FOR SURVIVORS Domestic Violence & Human Trafficking

Trauma-informed case management

Referrals to medical, legal & counseling services

FAMILY & CHILD SUPPORT

Children's books & toy donations

Family stabilization services



IMPACT & OUTCOMES

6,427 court-involved women served

2,201 women received addiction treatment

4,557 Medicaid enrollments completed

1,495 women received Medication-Assisted Treatment (MAT)

2,212 women received medical care

59.92% employment or education placement

1,227 birth certificates obtained

538 MVC IDs/licenses secured

406 women completed job training

Source: NJRC Salesforce, December 2025

Empowering Women for a Brighter Future

www.njreentry.org | Call: 201-582-3510

NJRC MEDICAL SERVICES

Supporting Health and Clinical Access for Justice-Involved Individuals

CORE MEDICAL & HEALTH SERVICES

Francine A. LeFrak Wellness Center — On-Site Clinical Services

195 Campus Drive, Kearny, New Jersey

- ✓ Medical diagnostic screenings
- ✓ Physical health assessments
- ✓ Identification of chronic conditions
- ✓ Behavioral and mental health screening
- ✓ Dental diagnostic screenings
- ✓ Referrals to community medical providers
- ✓ Ongoing care coordination

Francine A. LeFrak Wellness Center - 973.450.2116

TESTING & HEALTH SCREENING EVENTS

- ✓ Hepatitis C rapid testing
- ✓ HIV rapid testing
- ✓ Syphilis rapid testing
- ✓ Liver health and hepatitis awareness screenings
- ✓ Biannual NJCRI' on-site rapid testing events
- ✓ Extended half-day wellness clinics

BEHAVIORAL HEALTH & ADDICTION HEALTH SERVICES



Biopsychosocial behavioral health screening



Linkage to behavioral health treatment



Referral and intake support for residential treatment



Assistance with health insurance enrollment (Medicare, Medicaid)



Referral coordination for primary and specialty medical care



HIV care management referrals.

IMPACT & OUTCOMES

12,964

Participants received medical treatment

9,310

Participants linked to psychiatric & health services

13,012

Addiction treatment referrals

6,754

Participants received MAT

24,339

Medicaid enrolments completed

NJRC LEGAL SERVICES

Eliminating Problems from the Past to Pave the Way for Prosperous Futures

NJRC CORE LEGAL SERVICES




Court Advocacy

Warrant recalls, fine conversions,
license reinstatement, expungements



ID & Documentation

Birth Certificates,
Social Security Cards, MVC IDs



Driver License Restoration

Action plans for reentry success

IMPACT & OUTCOMES

20,268

Participants Served

5,213

Birth Certificates
Obtained

2,576

MVC IDs
Restored

1,959

Driver Licenses
Restored

126

Full Criminal Record
Expungements

3,342

Warrants
Recalled

\$6,153,499 in Municipal Court Fines & Bail Relief

Get Help Today

www.njreentry.org | 732.301.4590

NJRC TRAINING AND EMPLOYMENT

Empowering Returning Citizens for Meaningful Careers

CORE TRAINING & EMPLOYMENT SERVICES

Foundational Training Programs for Every Client

- ✔ **Computer Training** – Basic Microsoft and digital literacy skills to prepare for workplace technology.
- ✔ **Job Training** – Vocational training aligned with in-demand industries.
- ✔ **Employment Readiness** – Resume support, interview preparation, and soft skills workshops.
- ✔ **Financial Literacy** – Instruction on budgeting, banking, and personal financial management.



IMPACT & OUTCOMES (2025)

Total Enrolled: 954
 Total Completed: 934 (97.9%)
 Total Certifications Earned: 3,000
 Total Successful Outcomes
 (Employment/Internship/Continued Education): 71%

VOCATIONAL & TECHNICAL TRAINING

- OSHA-certified safety courses
- Forklift, Welding, Construction, Electrical, HVAC, and Solar Panel Installation
- Phlebotomy, Peer Recovery Specialist, and Culinary Arts
- Microsoft Basics, SORA, and CISCO

CAREER DEVELOPMENT & EMPLOYMENT SUPPORT

- Resume building, interview preparation, and job readiness training workshops
- One-on-one employment counseling
- Linkages to background-friendly employers
- Federal bonding and Work Opportunity Tax Credit assistance

MEDICAL & BEHAVIORAL WELLNESS INTEGRATION

- On-site screenings through RWJBarnabas Health, Clara Maass, and Malo Smile USA
- Medication-Assisted Treatment (MAT)
- Francine A. LeFrak Wellness Center medical and dental care



SOCIAL & LEGAL SUPPORT SERVICES

- Assistance obtaining IDs, birth certificates, and licenses
- Legal services including license restoration and expungement
- Enrollment in SNAP, GA, and Medicaid



| Courses | Enrolled | Completed | Certification |
|--------------------------|----------|-----------|---------------|
| FORKLIFT | 302 | 302 | 1,208 |
| WELDING | 12 | 7 | 7 |
| CONSTRUCTION | 211 | 211 | 1,055 |
| HVAC | 35 | 29 | 87 |
| ELECTRICAL ASSISTANT | 24 | 18 | 36 |
| PEER RECOVERY | 219 | 219 | 438 |
| SOLAR PANEL INSTALLATION | 29 | 28 | 54 |
| PHLEBOTOMY | 14 | 13 | 23 |
| MICROSOFT BASICS | 66 | 66 | 66 |
| SORA | 35 | 35 | 20 |
| CULINARY | 7 | 6 | 6 |



SUMMER TRAINING INSTITUTE 2025

Integrating Credential-Based Workforce Development with Comprehensive Reentry Supports

The NJRC Summer Training Institute (STI) exemplifies a **high-performing workforce reentry intervention model**. In partnership with Hudson County Community College (HCCC), the 2025 STI trained justice-involved participants in **market-driven career pathways**, equipping them with immediate, employer-recognized credentials. ★★★



PRIORITIZING HIGH-VALUE CAREER PATHWAYS

STI offered training aligned with labor market demand and **accessible** wage progression.

PRIORITIZING HIGH-VALUE CAREER PATHWAYS

- STI offered training aligned with labor market demand and **accessible wage** progression:



General Construction & Trades

- Construction safety certifications
- Forklift operation
- OSHA-aligned training, including solar installation & welding



Healthcare

- Phlebotomy Technician training
- Peer Recovery Specialist certification

★ **1,347** ★

INDUSTRY CREDENTIALS EARNED

- **575** Construction and Welding
- **472** Forklift credentials
- **212** Healthcare and credentials
- **27** Digital Literacy credentials

WRAPAROUND REENTRY SERVICES

NJRC **reinforced** workforce training with **critical supports** to enhance stability and employability.

410

Participants Enrolled

402

Graduates

1,347

Industry Credentials Earned

76%

Job Placement Rate

Learn More & Get Involved Today

www.njreentry.org

551.245.8540



DRAMATICALLY IMPACTING LIVES & PUBLIC SAFETY

- **402** Graduates completed STI programming
- **98%** Completion Rate
- **1,347** Credentials earned in high value career pathways
- **76%** Placement Rate

RECIDIVISM TREND ANALYSIS

Reducing Recidivism. Restoring Lives. Rebuilding Communities.

Verified Outcomes for
Participants Completing the
NJRC Program (2014 - 2022)



KEY BENCHMARKS AND POSITIONING

| Cohort / Indicator | Reincarceration Rate | Source |
|--------------------------------------|----------------------|---|
| NJRC (Standard 3-Year Comparison) | 14.01 % | NJSP-verified; NJRC analysis |
| New Jersey Statewide (3-Year) | 22 % | NJDOC Release Outcome Report 2023 |
| Parole Supervision (3-Year) | 25 % | NJDOC 2018 Release Recidivism Report |
| Max-Out / No Supervision (3-Year) | 33 % | NJDOC 2018 Release Recidivism Report |
| National Benchmark (3-Year) | 27 % | Council of State Governments, 2019 cohort |
| NJRC Data Coverage | 2014–2022 (11 Years) | NJSP-verified; NJRC analysis |

COMPARATIVE FINDINGS

NJRC vs. Statewide Rates

When compared with statewide outcomes, NJRC participants demonstrate lower rates of reincarceration across available benchmarks. NJDOC reports a decline in three-year reincarceration, from 33.3% for the 2014 release cohort to 22% for 2020, yet NJRC's verified rate of 14.01% remains lower than the NJDOC 2014 and 2020 reincarceration rates. When compared to specific subgroups, NJRC outcomes report that individuals released under parole supervision reincarcerate at approximately 25%, while those who max out their sentences without supervision experience rates near 33%.

These contrasts suggest that NJRC's comprehensive service model, combining employment placement, legal and identification services, healthcare navigation, substance-use recovery, and case management, provides stability comparable to or exceeding that achieved through formal supervision, while maintaining lower rates of new criminal offending. The data indicate that NJRC's community-based supports not only mitigate the immediate risk of recidivism but also promote long-term reintegration.

NJRC vs. National Rates

The Council of State Governments Justice Center (2019) reported a 27% three-year reincarceration rate across state correctional systems. NJRC's verified reincarceration rate of 14.01%, from 2014 through 2022 with follow-up periods ranging from three to eleven years, remains below both national baselines.

This sustained difference underscores NJRC's effectiveness as a community-based reentry initiative that reduces new offense-based reincarceration and aligns New Jersey's outcomes with the nation's successful reentry interventions.

Synthesis of Comparative Findings

Taken together, the comparative results demonstrate that NJRC's participant outcomes outperform both statewide and national averages of reincarceration. Across multiple data sources and methodological definitions, NJRC's verified rate of 14.01% remains below published benchmarks, including the NJDOC's 22% statewide three-year rate and the national three year average of 27%. These findings reinforce the value of NJRC's evidence-driven, service-intensive model as a stabilizing force in post-release reentry. They also highlight the effectiveness of coordinated partnerships with the NJSP, NJDOC, and community-based providers in achieving outcomes that are both replicable and sustainable.

The following section presents visual comparisons of these results, illustrating how NJRC's performance compares across cohorts, supervision types, and demographic subgroups.

FIGURE 1.
NJRC VS. NEW JERSEY AND NATIONAL BENCHMARKS

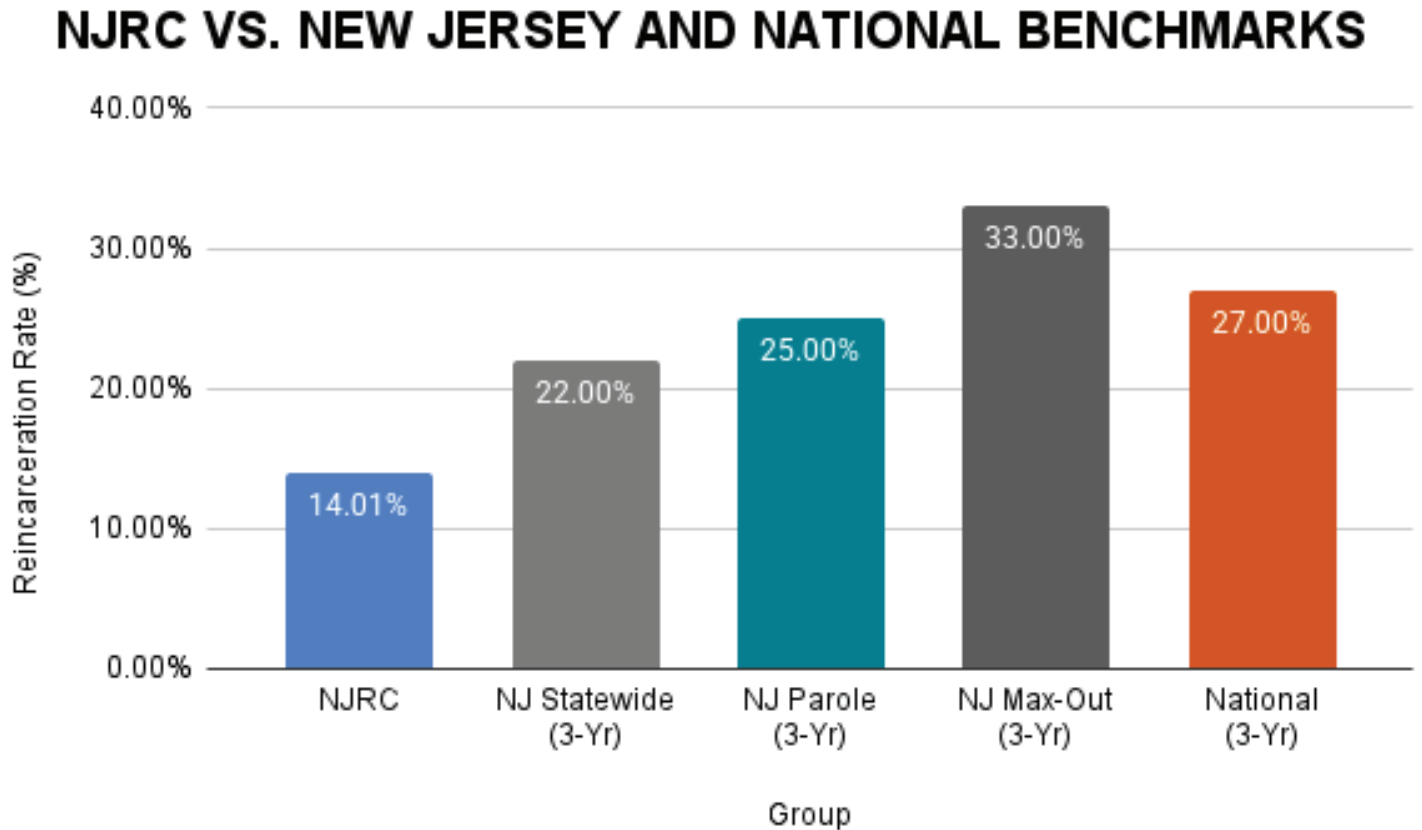


Figure 1 compares NJRC’s reincarceration rate with both statewide and national benchmarks, illustrating NJRC’s lower outcomes across cohorts.

NJRC enjoys a verified reincarceration rate of 14.01% compared to NJDOC, which reports a three-year reincarceration rate of 22% for the 2020 release cohort. Additional statewide indicators (NJDOC: 2018 & 2023) show that individuals released to New Jersey State Parole have an approximate 25% three-year reincarceration rate, while those who max out their sentence (no supervision) have an approximate 33% three-year reincarceration rate. National indicators from the Council of State Governments (CSG: 2019) show approximately a 27% three-year reincarceration rate. NJRC’s performance remains lower than each comparison group.

Source: NJSP (2025); NJDOC (2018 & 2023); CSG Justice Center (2019).

FIGURE 2. NJRC VS NEW JERSEY COHORTS

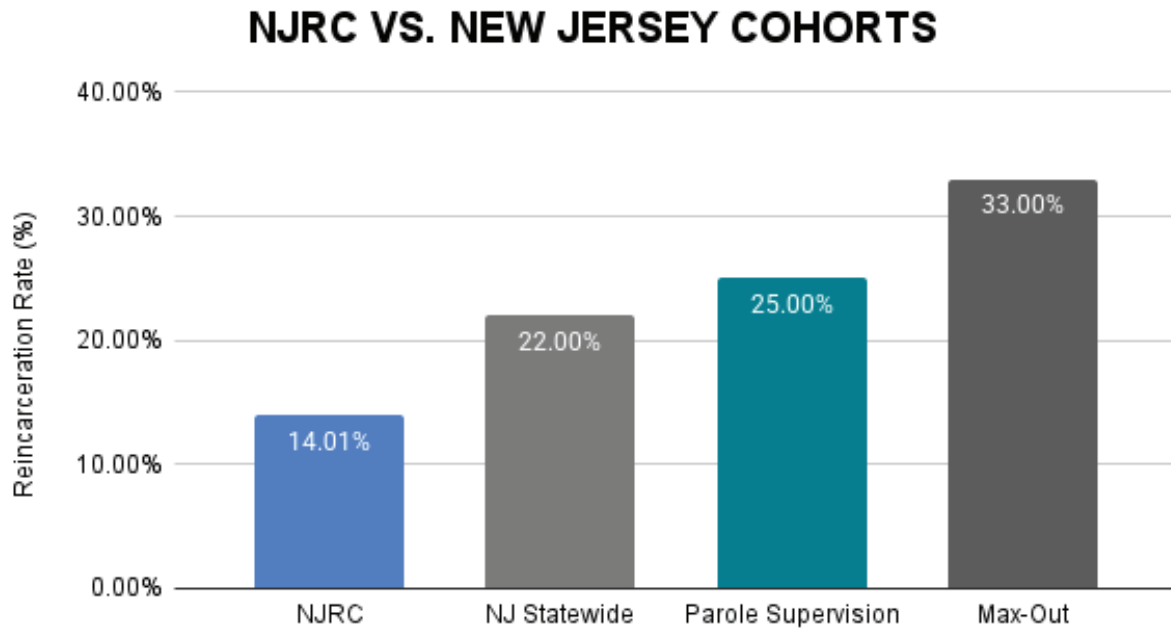


Figure 2 isolates New Jersey’s internal comparison groups, showing NJRC’s recidivism rate compared to New Jersey supervised and unsupervised release populations.

This contrasts NJRC’s reincarceration rate with the two principal New Jersey release cohorts tracked by NJDOC: (i) individuals under state parole supervision and (ii) those who max out their sentences with no supervision. The most recent NJDOC reports indicate that individuals released under parole supervision experience reincarceration rates around 25%, while those who complete their sentences without supervision face higher rates near 33%. By comparison, NJRC’s 14.01% rate is lower than both groups.

This comparison underscores the stabilizing effect of NJRC’s structured reentry model, which provides case management, employment placement, legal and identification services, and health services support—functions that mirror some of the protective benefits of supervision while promoting long-term self-sufficiency.

Source: NJSP (2025); NJDOC (2018 & 2023).

FIGURE 3.
NJRC VS NATIONAL BENCHMARKS

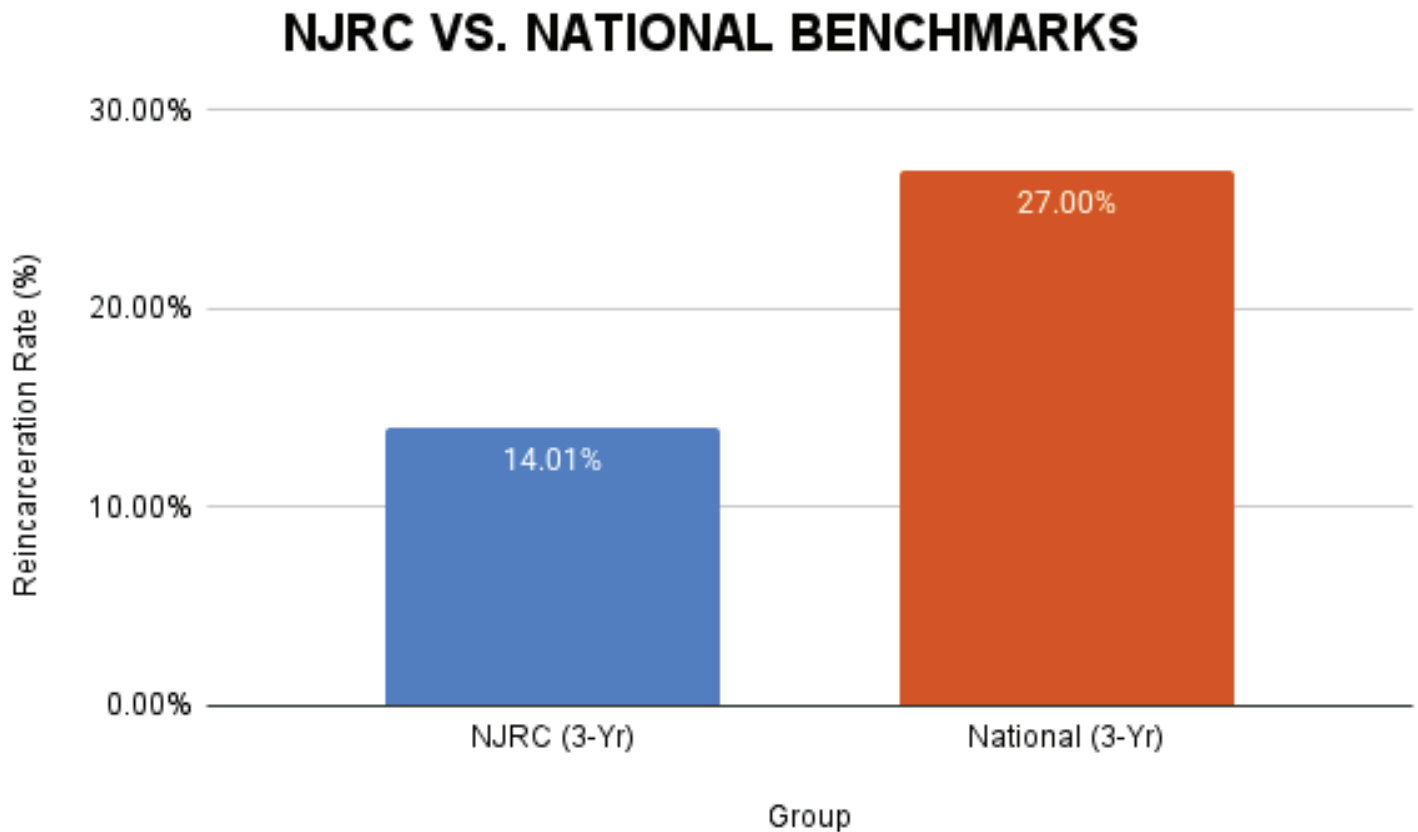


Figure 3 places NJRC’s outcomes against national measurements, confirming a lower reincarceration rate than comparable U.S. cohorts.

Nationally, about 27% of released individuals are reincarcerated within three years. NJRC’s verified 14.01% reincarceration rate, from 2014 through 2022, remains below the national average.

This divergence highlights NJRC’s consistent impact across a eleven-year observation period, suggesting that participants continue to experience lower rates of new offense-based reincarceration even beyond the standard three- and five-year evaluation windows used in federal studies.

Source: NJSP (2025); CSG Justice Center (2019).

FIGURE 4.
NJRC COHORT BREAKDOWN (2014–2022)

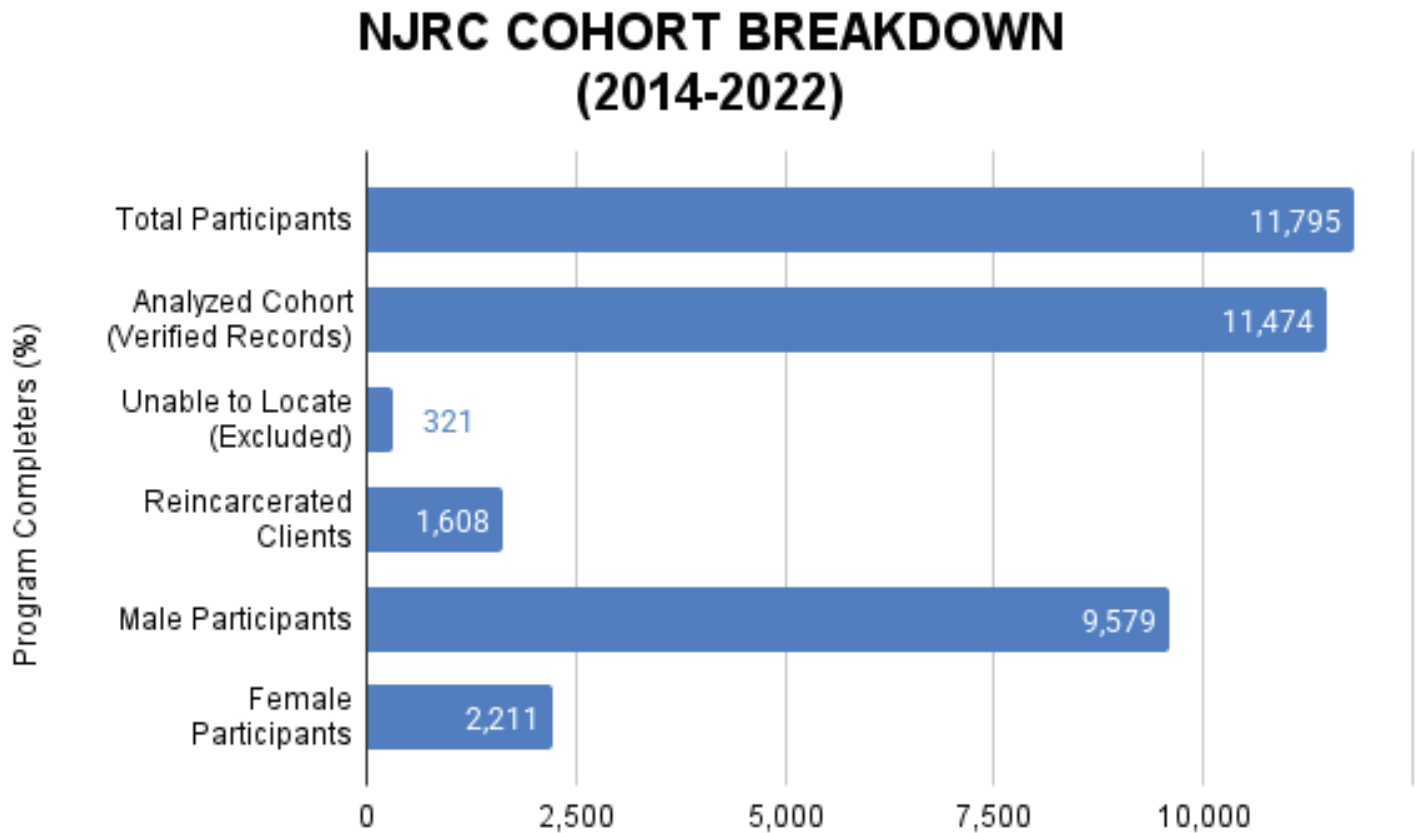


Figure 5 shows the distribution of NJRC participants and sub-groups from June 2014 through October 2022. The total cohort (11,795 participants) includes 11,474 verified participants (2.7%) excluded as “unable to locate.” Among verified participants, 1,608 (14.01%) were reincarcerated. Out of the NJRC cohort (2014-2022) analyse, 81.3% were male and 18.7% were female participants.

This breakdown demonstrates both the scale and reliability of NJRC’s dataset and reinforces that the overwhelming majority of NJRC’s participants remain in the community without a new incarceration.

Source: NJSP (2025); NJRC analysis.

**FIGURE 5.
DIFFERENCES IN REINCARCERATION: NJRC (2014–2022
LONGITUDINAL) VS STATEWIDE AND NATIONAL BENCHMARKS**

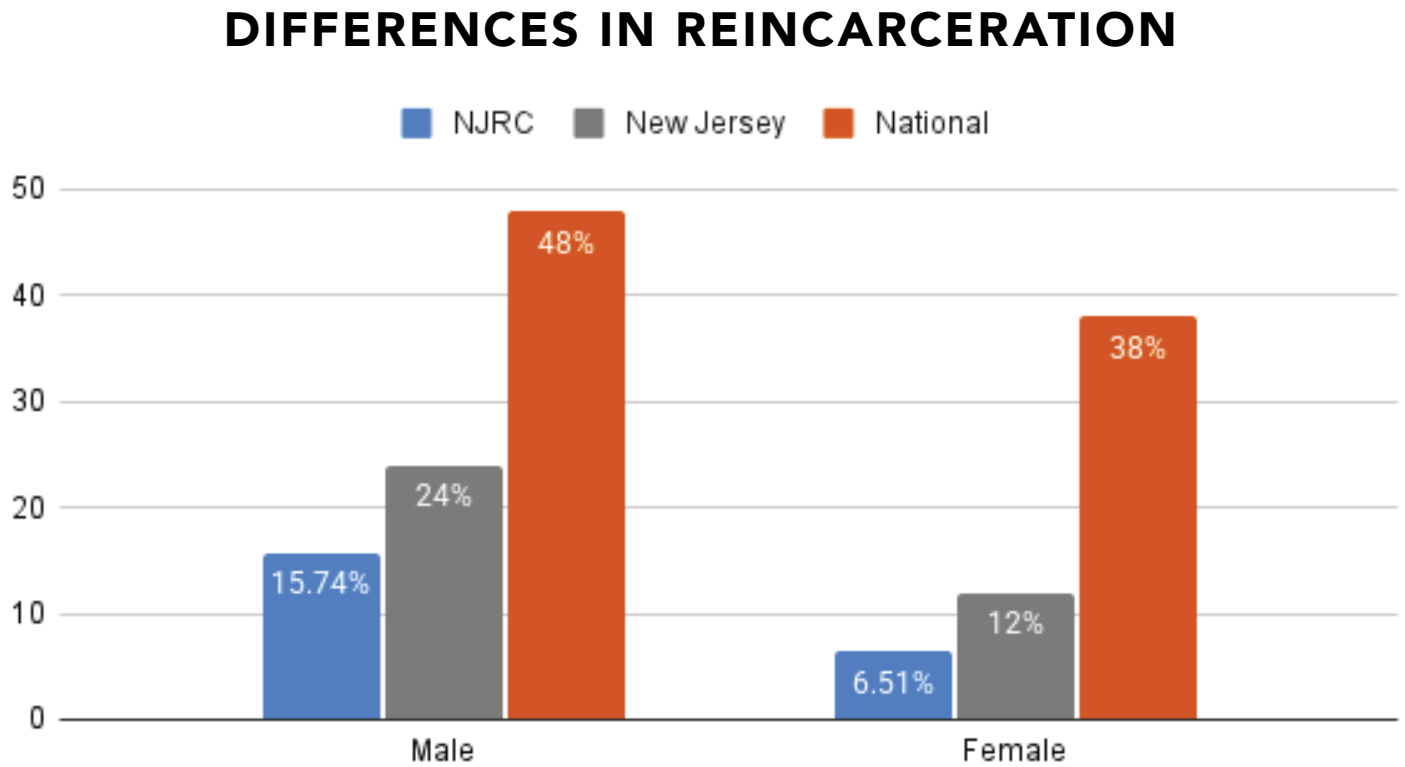


Figure 6 highlights differences across NJRC, statewide, and national measures. Both male and female NJRC participants show lower reincarceration rates than comparable populations.

NJRC’s outcomes suggest that its individualized, service-intensive model may help narrow gender-based disparities in reentry success. The results also emphasize the importance of tailoring supports, such as employment readiness and behavioral-health interventions, to the unique needs of each participant population.

Source: NJSP (2025); NJDOC (2018); CSG Justice Center (2019).

METHODOLOGY AND DEFINITIONS

- **Cohort:** Participants who completed the NJRC Program between June 2014 and October 2022.
- **Outcome Definition:** New arrest, new conviction, and subsequent incarceration after NJRC Program End Date.
- **Verification:** NJSP cross-matched participants via SBI, SSN, name, and DOB.
- **Exclusions:** Technical parole violations, administrative returns, and detainers excluded.
- **Unable-to-Locate (321 participants):** Missing or mismatched identifiers, relocation, or deceased status.
- **Comparability:** NJDOC 3-year measure and national 3-year measure used for benchmarking.
- **Recidivism & Reincarceration:** For the purposes of this report, the terms recidivism and reincarceration are used interchangeably. NJRC defines recidivism strictly as reincarceration following a new arrest and conviction after program completion. Because NJRC does not track technical violations, probation revocations, or other non-custodial events, all reported percentages represent reincarceration outcomes exclusively.

LIMITATIONS AND CONSIDERATIONS

1. **Matching Uncertainty:** 2.7% unmatched due to incomplete identifiers or out-of-state relocation.
2. **Cohort Composition:** Differences in offense mix and supervision type may influence comparisons.
3. **Reporting Cadence:** NJDOC last disaggregated parole vs. max-out groups in 2018; later reports omit those breakouts.

ACKNOWLEDGMENTS

New Jersey Reentry Corporation thanks the NJSP, NJDOC, and New Jersey Judiciary for data access and public reporting that make transparent recidivism measurement possible. New Jersey Reentry Corporation | 2014-2022 Recidivism Trend Analysis

SOURCES AND CITATIONS

Council of State Governments Justice Center.

(2019). *50 States, 1 Goal: Reducing Recidivism and Improving Other Outcomes for People in the Criminal Justice System*. New York, NY. Retrieved from <https://csgjusticecenter.org/projects/50-states-1-goal/>

New Jersey Department of Corrections (NJDOC).

(2019). *2016 Release Cohort Outcome Report: A Three-Year Follow-Up*. Trenton, NJ. Retrieved from https://www.nj.gov/corrections/pdf/ReportsPublications/ReleaseOutcomeReports/2016_Release_Cohort.pdf

New Jersey Department of Corrections (NJDOC).

(2020). *2017 Release Cohort Outcome Report: A Three-Year Follow-Up*. Trenton, NJ. Retrieved from https://www.nj.gov/corrections/pdf/ReportsPublications/ReleaseOutcomeReports/2017_Release_Cohort.pdf

New Jersey Department of Corrections (NJDOC).

(2019). *2018 Release Recidivism Report*. Trenton, NJ. Retrieved from https://www.nj.gov/corrections/pdf/ReportsPublications/ReleaseOutcomeReports/2018_Release_Recidivism_Report.pdf

New Jersey Department of Corrections (NJDOC).

(2021). *2019 Recidivism Report (Final)*. Trenton, NJ. Retrieved from <https://www.nj.gov/corrections/pdf/ReportsPublications/ReleaseOutcomeReports/2019%20Recidivism%20Report%20Final.pdf>

New Jersey Department of Corrections (NJDOC).

(2023). *2020 Release Recidivism Report*. Trenton, NJ. Retrieved from https://www.nj.gov/corrections/pdf/ReportsPublications/ReleaseOutcomeReports/2020_Release_Recidivism_Report.pdf

New Jersey State Police (NJSP). (2025).

Custody Matching and Verification for Participants Who Completed the NJRC Program, 2014–2022. Trenton, NJ: Data provided to the New Jersey Reentry Corporation.

APPENDIX A — COHORT COMPOSITION

| Category | Count | Percent (%) | Notes |
|--|--------|-------------|---|
| Total Participants Completing the NJRC Program (Jun 2014–Oct 2022) | 11,795 | 100.0 | All program graduates during 11-year window |
| Unable to Locate (Excluded) | 321 | 2.7 | Missing/mismatched identifiers, relocation, or deceased |
| Total Analyzed (Verified Outcomes) | 11,474 | 97.3 | Participants successfully matched via NJSP identifiers |
| Reincarcerated (Any Time After Program Completion) | 1,608 | 14.01 | Based on new arrest → new conviction → incarceration |

For the purposes of this analysis, participants are defined as individuals who completed the NJRC program and had an NJRC program end date between June 2014 and October 2022.

This October 2022 cutoff ensures that included participants have at least a three-year follow-up period, in alignment with state and national recidivism reporting standards commonly used by NJDOC and the CSG.

Individuals whose post-program custody outcomes could not be verified through matching with NJDOC data were classified as unable to locate and were excluded from the final analytic denominator.

APPENDIX B — COMPARATIVE BENCHMARK SUMMARY

| Cohort / Indicator | Reincarceration Rate (%) | Source |
|-----------------------------------|--------------------------|---|
| NJRC (Standard 3-Year) | 14.01 | NJSP-verified; NJRC analysis |
| New Jersey Statewide (3-Year) | 22.0 | NJDOC Release Outcome Report (2023) |
| Parole Supervision (3-Year) | 25.0 | NJDOC 2018 Release Recidivism Report |
| Max-Out / No Supervision (3-Year) | 33.0 | NJDOC 2018 Release Recidivism Report |
| National Benchmark (3-Year) | 27.0 | CSG Justice Center (2019 cohort) New Jersey |

APPENDIX C — GENDER BREAKDOWN

| Group | Total Participants | Unable to Locate | Verified Outcomes | Reincarcerated | Reincarceration Rate (%) |
|--------|--------------------|------------------|-------------------|----------------|--------------------------|
| Male | 9,579 | 245 | 9,334 | 1,469 | 15.74 |
| Female | 2,211 | 76 | 2,135 | 139 | 6.51 |
| Total | 11,795 | 321 | 11,474 | 1,608 | 14.01 (Overall) |

APPENDIX D — SENSITIVITY AND EXCLUSIONS

| Adjustment Scenario | Description | Adjusted Rate (%) | Interpretation |
|---|---|-------------------|-------------------------------------|
| Baseline (NJRC Definition) | New arrest → new conviction → incarceration | 14.01 | Strict “new offense” measure |
| Excluding Unable-to-Locate | Removes unmatched participants (n=321) | 14.01 | Maintains verified-only denominator |
| Including Unable-to-Locate (Assumed Non-Reincarcerated) | Adds 321 to denominator | 13.63 | Conservative lower-bound estimate |

APPENDIX E — DEFINITIONS AND VERIFICATION DETAILS

Verification Partner: NJSP

Matching Variables:

- State Bureau of Investigation (SBI) number (when available)
- Full legal name (first, middle, last)
- Date of birth (DOB)
- Social Security number (SSN)

Unable to Locate Definition:

Participants not matched to any custody record due to incomplete identifiers, out-of-state relocation, or death prior to follow-up period.

Outcome Definition:

Reincarceration refers strictly to a new arrest, new conviction, and subsequent incarceration occurring after NJRC Program End Date.

Exclusions:

Technical parole violations, administrative returns, and detainers without new convictions.

APPENDIX F — LONGITUDINAL INTERPRETATION

Unlike standard three-year studies, NJRC's dataset covers eleven years of follow-up, providing visibility into long-term post-program outcomes. For example, some participants who completed the program in 2014 have been tracked for over three years, enabling analysis of delayed reincarcerations and long-term stability. This observation underscores NJRC's extended commitment to transparency and evidence-based evaluation.

APPENDIX G — SOURCES AND DATA VERIFICATION

- **Council of State Governments Justice Center (CSG)** —
50 States, 1 Goal: Reducing Recidivism and Improving Outcomes for People in the Criminal Justice System
- **New Jersey Department of Corrections (NJDOC)** —
2016 Release Cohort Outcome Report: A Three-Year Follow-Up
- **New Jersey Department of Corrections (NJDOC)** —
2017 Release Cohort Outcome Report: A Three-Year Follow-Up
- **New Jersey Department of Corrections (NJDOC)** —
2018 Release Recidivism Report
- **New Jersey Department of Corrections (NJDOC)** —
2019 Recidivism Report (Final)
- **New Jersey Department of Corrections (NJDOC)** —
2020 Release Recidivism Report
- **New Jersey State Police (NJSP)** —
Custody Matching and Verification for Participants Who Completed the NJRC Program, 2014–2022

Notes on Data Integration

NJRC calculated its reincarceration rate using verified data provided by NJSP, matched against NJDOC custody records. This analysis aligns with the state’s methodology for three-year reincarceration measurement, as defined in NJDOC’s *Release Cohort Outcome Reports*, while applying a definition based solely on new arrest → new conviction → new incarceration events. National benchmarks from the Council of State Governments (CSG) were incorporated for cross-jurisdictional comparison, allowing NJRC’s outcomes to be assessed within both state and national contexts. Together, these sources establish a consistent, evidence-based framework for comparing reentry outcomes and evaluating long-term program impact.

Data Verification Statement

All NJRC reincarceration outcomes were verified through data matching conducted by the NJSP in collaboration with the NJDOC to ensure the completeness and accuracy of post-program custody records.

APPENDIX H — DATA SOURCES, METHODOLOGY, AND ANALYTICAL FRAMEWORK

OVERVIEW

This section outlines the data architecture, verification process, and analytical standards used to calculate NJRC's verified reincarceration rate of **14.01%** for participants who completed the NJRC program between **June 2014 and October 2022**.

The methodology aligns with state and federal reporting conventions while incorporating NJRC's unique longitudinal structure that spans **up to eleven years** of post-program observation.

DATA SOURCES

1. Primary Data Partner: NJSP

- NJSP served as the lead agency for **custody verification and record matching**.
- Matching variables included:
 - **State Bureau of Investigation (SBI) number (when available)**
 - **Social Security number (SSN)**
 - **Full legal name (first, middle, last)**
 - **Date of birth (DOB)**

NJSP analysts confirmed reincarceration events only when all identifiers matched with high confidence in the **NJDOC** custody database.

2. State-Level Benchmarks

- **NJDOC Release Outcome Reports (2018, 2023)** provided statewide reincarceration benchmarks and supervision-type disaggregations:
 - **Statewide average (3-year) — 22%**
 - **Parole supervision (3-year) — 25%**
 - **Max-out / no supervision (3-year) — 33%**

3. National Benchmarks

- **Council of State Governments (2019)** — National three-year reincarceration rate: 27% (2019 cohort).

This source was selected for comparability to NJDOC's three-year metrics and NJRC's longitudinal measure.

DATA MATCHING AND VALIDATION

NJSP Matching Procedure

1. NJRC transmitted encrypted participant rosters to NJSP, containing names, dates of birth, SSNs, and SBI numbers.
2. NJSP matched participants against state custody databases to verify any post-program incarceration.
3. Results were classified as:
 - Matched – Reincarcerated: Participant re-entered custody following a new conviction.
 - Matched – Not Reincarcerated: No custodial record found post-program.
 - Unable to Locate: No active or historical record due to incomplete identifiers, relocation, or confirmed death.

ANALYTICAL FRAMEWORK

Definition of Reincarceration

Reincarceration is defined as a new arrest, new conviction, and subsequent incarceration occurring after the NJRC Program End Date. For the purposes of this report, the terms *recidivism* and *reincarceration* are used interchangeably. NJRC defines recidivism strictly as reincarceration following a new arrest and conviction after program completion. All reported percentages represent reincarceration outcomes exclusively.

This excludes:

- Parole or probation technical violations
- Administrative returns
- Detainers without new convictions

Denominator and Exclusions

- **Total participants who completed the NJRC program (2014–2022): 11,795**
- **Unable to locate (excluded): 321 (2.7%)**
- **Final analytic sample: 11,474**

“Unable to locate” cases included individuals with missing or mismatched identifiers, out-of-state relocation, or confirmed deceased status.

Follow-Up and Longitudinal Design

NJRC’s dataset spans eleven years, enabling analysis of both short-term and long-term reincarceration patterns.

Example:

- A participant completing the program in 2014 who remains free in 2025 reflects eleven years of successful reintegration.
- Another participant completing in 2014 but reincarcerated in 2020 reflects a six-year post-program interval before reincarceration.

This design provides longitudinal visibility across NJRC participants.

Quality Assurance and Limitations

- 1. Identifier Integrity:** 97.3% of participants were successfully matched via NJSP identifiers.
- 2. Cross-Agency Validation:** Findings were confirmed against NJDOC records and public Release Outcome Reports.
- 3. Definition Differences:** NJRC excludes technical returns; NJDOC includes them, accounting for variance in reported rates.
- 4. Data Currency:** State and national benchmarks reflect the recent publicly available reports as of 2023–2024.

SUMMARY

This methodology yields a verified reincarceration rate of 14.01% for participants who completed the NJRC program, grounded in eleven years of longitudinal data and validated through direct collaboration with the NJSP. By using strict definitions, verified identifiers, and comprehensive follow-up periods, NJRC's analysis provides transparent representation of participant outcomes.

Prepared By:
Tatyanna Aponte-Hernandez
Salesforce Administrator
New Jersey Reentry Corporation

In Partnership With:
New Jersey State Police

Board of Directors

Gov. Brendan Byrne (in memoriam)

Gov. Thomas Kean

Gov. James J. Florio (in memoriam)

Gov. James McGreevey (Chairman)

Gov. Jon Corzine

Gov. Chris Christie

Tonio Burgos

Thomas Calcagni, Esq. (Secretary)

Father Edwin Chinery

Joseph A. Hayden, Esq.

Francine A. LeFrak

Lawrence S. Lustberg, Esq.

Leslie K. Franks McRae

Wendy Neu

Chief Justice Deborah Poritz

Reverend Al Sharpton

Reverend Allan Boyer (2026)

Reverend Dr. Regena Thomas (2026)

Cardinal Joseph W. Tobin

Thank you to our ambassadors, business partners, community partners, the faith-based community, training vendors for supporting the reentry community and individual efforts to secure “industry recognized” credentials and meaningful employment. Thank you for your commitment and faith in our program participants.

